


# Uhrzeiten ablesen und einstellen


1 Gib jeweils beide Uhrzeiten an!

a)




\_\_\_\_\_ Uhr

\_\_\_\_\_ Uhr



\_\_\_\_\_ Uhr

\_\_\_\_\_ Uhr



\_\_\_\_\_ Uhr


\_\_\_\_\_ Uhr



\_\_\_\_\_ Uhr

\_\_\_\_\_ Uhr

b)




\_\_\_\_\_ Uhr

\_\_\_\_\_ Uhr




\_\_\_\_\_ Uhr

\_\_\_\_\_ Uhr



\_\_\_\_\_ Uhr

\_\_\_\_\_ Uhr




\_\_\_\_\_ Uhr

\_\_\_\_\_ Uhr


2 Zeichne die Zeiger ein!




a)




2:15 Uhr



12:00 Uhr




4:45 Uhr




6:30 Uhr




b)




16:30 Uhr



14:00 Uhr



0:15 Uhr



18:45 Uhr